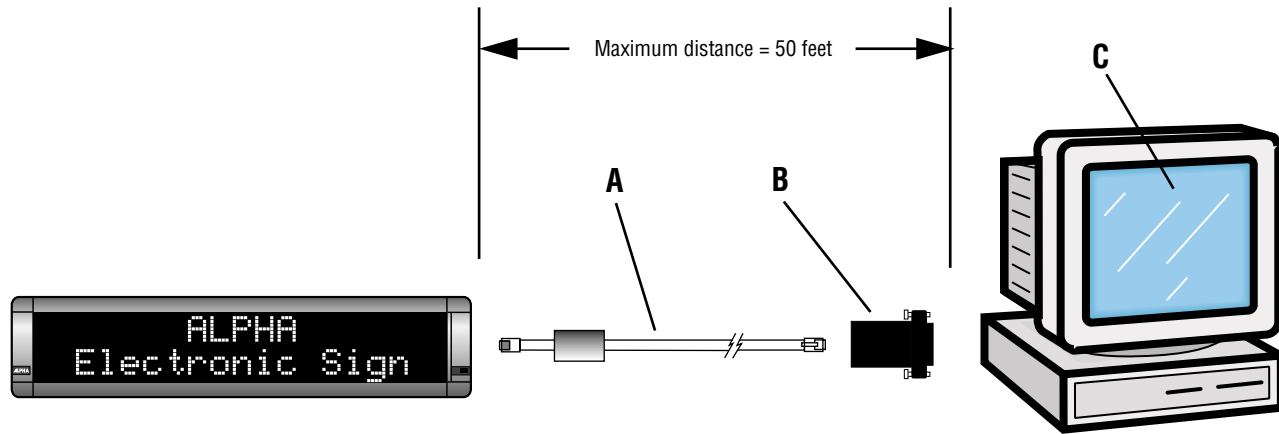


RS232

Single sign networks with AlphaNET plus, Alpha Messaging, or Simply Theater software

Use this setup when a simple serial (RS232) connection to a single sign is needed.

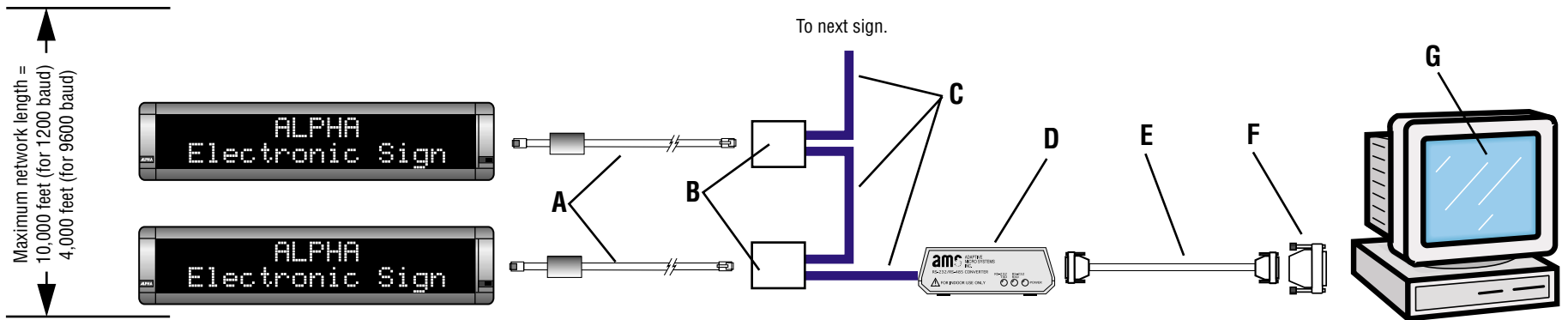


Item	Part #	Description	Notes
A	1088-8625	25-foot RS232 cable	Plugs into the sign's RS232 or TTL jack.
	1088-9627	50-foot RS232 cable	
B	4370-0001C	RJ11-to-DB25 adapter	For a PC with a 25-pin RS232 port.
	1088-9108	RJ11-to-DB9 adapter	For a PC with a 9-pin RS232 port.
C	1092-7802A	AlphaNET plus for Windows v1.2 software	
	1092-7821	Simply Theater software	

RS485

Multiple sign networks with AlphaNET plus or Simply Theater software

Use this setup when multiple signs need to be connected to a serial (RS485) network. This network requires the installation of RS485 wiring. Up to 255 signs can be connected and individually addressed in this type of network.

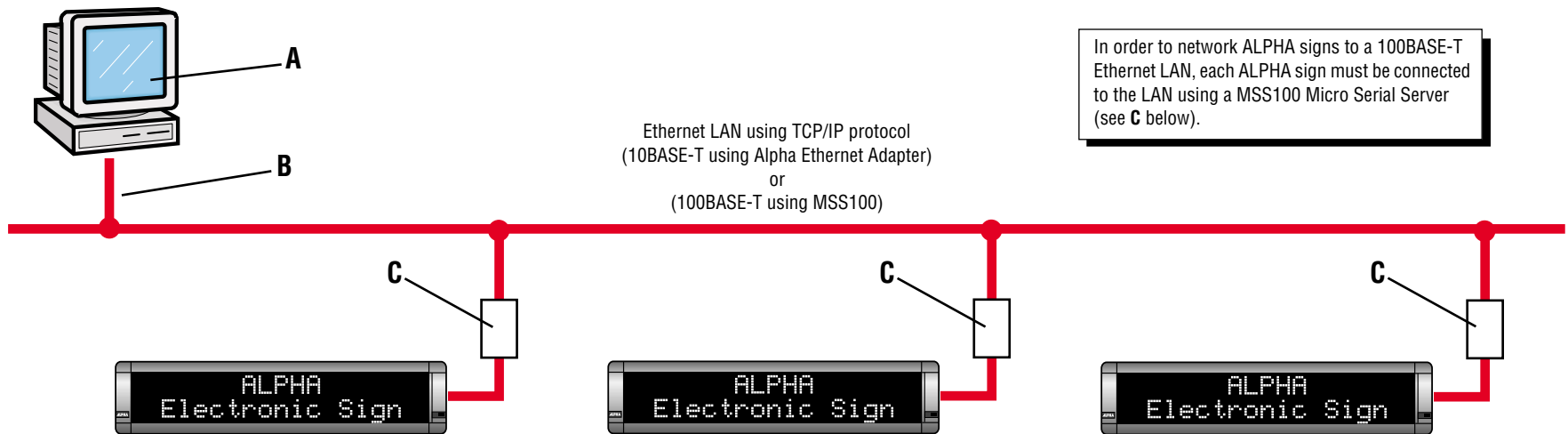


Item	Part #	Description	Notes
A	1088-8624	8-foot RS485 cable	Plugs into the sign's RS485 jack. (The last sign on the network must have an End-Of-Line terminator in the sign's RS232 jack.)
	1088-8636	1-foot RS485 cable (recommended)	
B	4331-0602	Modular Network Adapter	Used to interconnect signs.
C	1088-8000	RS485 cable (1000 foot spool)	Used to interconnect signs.
D	1088-1111	Converter Box III	Converts RS232 signals to RS485 signals.
E	1088-8634	Type "A9" RS232 cable	Connects Converter Box III to PC RS232 port.
F	—	DB9-to-DB25 adapter	Required if PC has a 25-pin RS232 port.
G	1092-7802A	AlphaNET plus for Windows v1.2 software	
	1092-7821	Simply Theater software	

For more information on RS485 networking, see the document **Network Configurations** (9708-8046).

One-to-four sign networks with AlphaNET plus or Alpha Messaging software

Use this setup when 1 to 4 signs need to be connected to an Ethernet network. The AlphaNET plus software has the ability to display a *unique message on each* of the four signs in this network. However, the Alpha Messaging software can only send messages to one sign, not four. This setup also requires the use of the Redirector software.

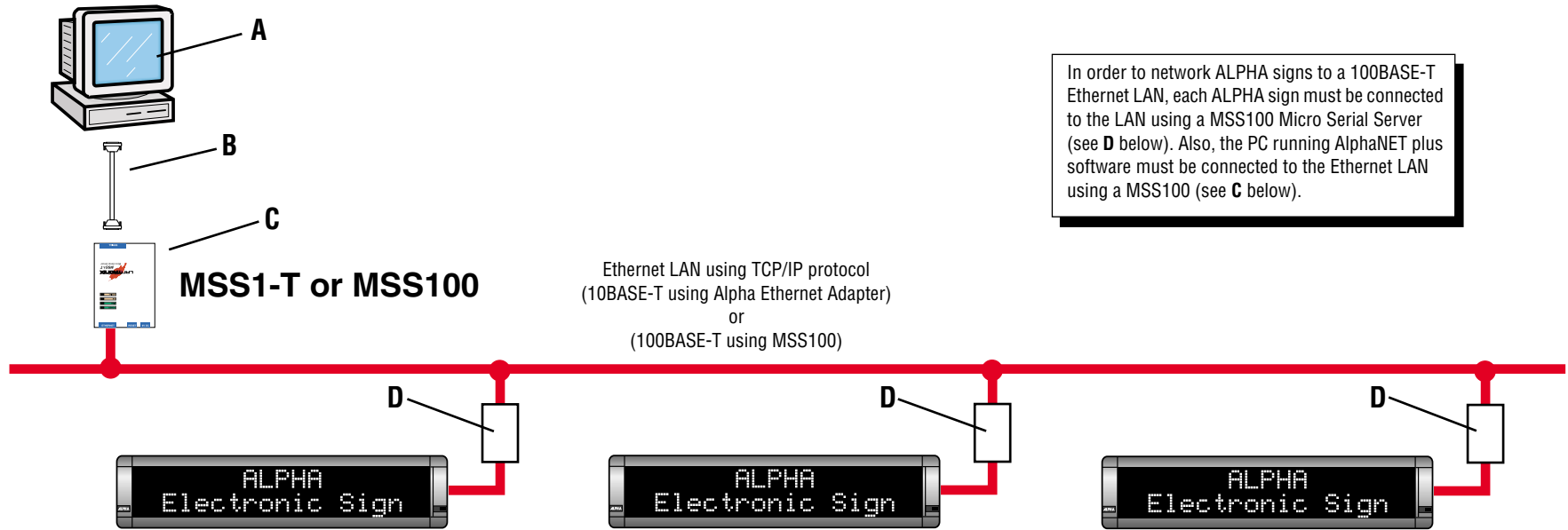


Item	Part #	Description	Notes
A	1092-7802A	AlphaNet plus for Windows v1.2 software	Redirector software must also be used. (This software is included with the Alpha Ethernet Adapter kit. See below.)
	1092-9102	Alpha Messaging v1.0 software	
B	—	The PC must be connected to the Ethernet LAN with a network card.	
C	1088-9120	Alpha Ethernet Adapter kit	Each Alpha Ethernet Adapter is mounted on the back of the sign and draws its power from the sign itself (no separate power supply is needed). Each Alpha Ethernet Adapter will need its own unique IP address. (10BASE-T only)
	1088-4113	MSS100 Micro Serial Server	Same as above, but either 10BASE-T or 100BASE-T.

For information on using Alpha Ethernet Adapters and Redirector software, see the document **Networking Alpha signs with Alpha Ethernet Adapters** (pn 9708-8093).

Multiple sign networks with AlphaNET plus software

Use this setup when multiple signs need to be connected to an Ethernet network. The number of signs in this network is only limited by the number of available IP addresses. The MSS1-T (or MSS100) Micro Serial Server must be configured to operate like a modem. The AlphaNET plus software has the ability to display a *unique message on each* of the signs in this network.

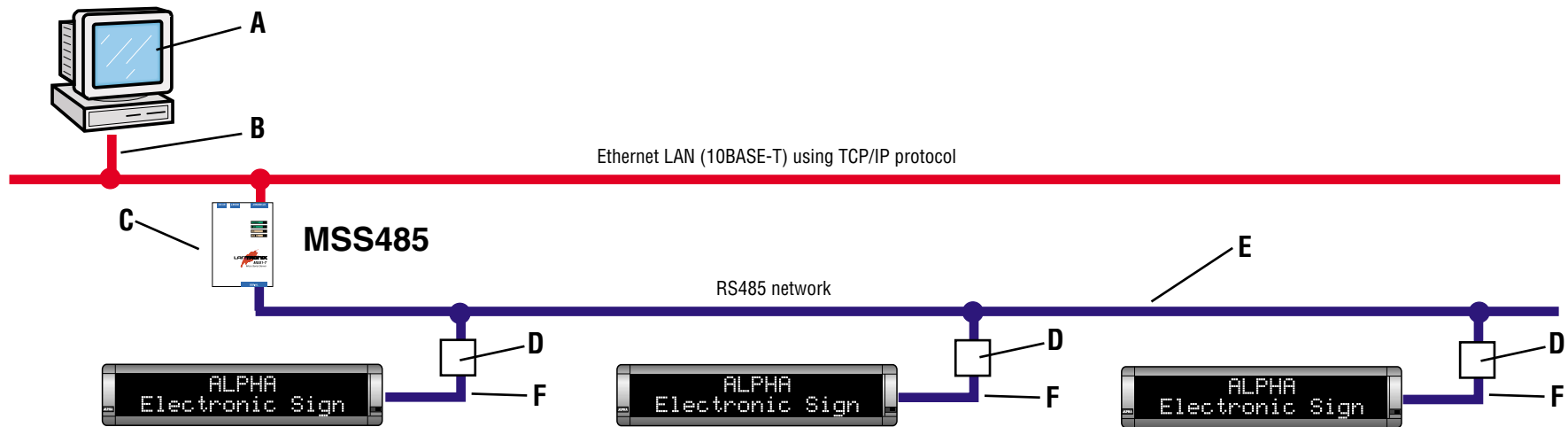


Item	Part #	Description	Notes
A	1092-7802A	AlphaNet plus for Windows v1.2 software	
B	1088-8611	Null modem cable	Connects MSS1-T (or MSS100) to the PC's RS232 port.
C	1088-4111	MSS1-T Micro Serial Server	The MSS1-T (or MSS100) must be configured to act like a modem. Each sign on the LAN can then be addressed by using the IP address of the Alpha Ethernet Adapter attached to the sign. This IP address is sent to the MSS1-T (or MSS100) as part of a standard modem "ATDT" command.
	1088-4113	MSS100 Micro Serial Server	
D	1088-9120	Alpha Ethernet Adapter kit	Each Alpha Ethernet Adapter will need its own IP address. These will probably have to be assigned by a network administrator.

For information on using Alpha Ethernet Adapters, see the document **Networking Alpha signs with Alpha Ethernet Adapters** (pn 9708-8093).

Multiple sign networks with AlphaNET plus software

Use this setup when multiple signs need to be connected to an Ethernet network and an RS485 network. Using the Redirector software, up to four MSS485 Micro Serial Servers can be used, and up to 255 signs can be connected to *each* of these serial servers. The AlphaNET plus software has the ability to display a *unique message on each* of the signs in this network.



Item	Part #	Description	Notes
A	1092-7802A	AlphaNet plus for Windows v1.2 software	Redirector software must also be used. (This software is included with the MSS485 Micro Serial Server. See below.)
B	—	The PC must be connected to the Ethernet LAN with a network card.	
C	1088-4112	MSS485 Micro Serial Server	Used to connect an Ethernet and a RS485 network. The MSS485 must be assigned an IP address which the AlphaNET plus software uses to address this device. Up to four MSS485s can be used, and each can address up to 255 signs.
D	4331-0602	Modular Network Adapter	Used to interconnect signs.
E	1088-8000	RS485 cable (1000 foot spool)	Used to interconnect signs.
F	1088-8624	8-foot RS485 cable	Plugs into the sign's RS485 jack. (The last sign on the network must have an End-Of-Line terminator in the sign's RS232 jack.)
	1088-8636	1-foot RS485 cable (recommended)	

For information on using Alpha Ethernet Adapters and Redirector software, see the document **Networking Alpha signs with Alpha Ethernet Adapters** (pn 9708-8093).