



Connect ALPHA® displays to your existing 10BaseT or 100BaseT TCP/IP LAN.

Simply attach the ALPHA® Ethernet Adapter II to the back of a display and connect your Ethernet cable to the Adapter. The ALPHA Ethernet Adapter II is easily configured remotely over your network. No external power supply is required as the Adapter is powered directly by the display.**

Where several displays are connected together via an RS485 network, the MSS485 version is available to easily connect multiple signs to one IP address on a 10BaseT network.

APPLICATIONS:

- Call Centers
- Production/operation statistics from your ERP system
- Material scheduling via your Warehouse Management System
- Plant wide employee communications over your existing network



ALPHA Ethernet Adapter II Provides:

- Easy and cost effective connectivity to existing LAN's without creating another network
- Networking via TCP/IP 10/100 BaseT
- Connection to Adaptive's full line of standard ALPHA displays**
- The ability for non "TCP/IP ready" software to communicate with ALPHA displays on TCP/IP networks
- Simple user setup of the IP address
- Backwards compatible with existing serial ALPHA displays**

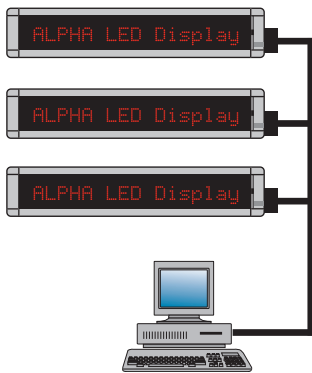
**Depending upon ALPHA model type, may require use of MSS100.

ALPHA® Ethernet Adapter II Specifications

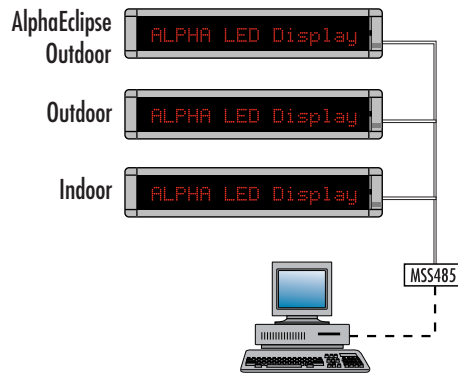
Sizes	Ethernet Adapter II	MSS100	MSS485
Case Dimensions:	4.375"L x 1.18"D x 1.18"H	3.75"L x 2.5"D x 1.0"H	6.25"L x 4.25"D x 1.0"H
Approximate Weight:	2 oz	6.5 oz	14 oz
Operating Temperature:	5° to 50°C (41°-122°F)	5° to 50°C (41°-122°F)	5° to 50°C (41°-122°F)
Humidity Range:	10% - 90% Noncondensing	10% - 90% Noncondensing	10% - 90% Noncondensing
Network Input:	10/100BaseT RJ45/CAT5/HUB network	100BaseT RJ45/CAT5/HUB network	10BaseT RJ45
Output:	RS232	RS232	RS485
Power:	Powered by display	110VAC included	110VAC included
Mounting:	Velcro, on display back	Stand alone	Stand alone
Warranty:	1 yr. parts & labor, factory servicing	1 yr. parts & labor, factory servicing	1 yr. parts & labor, factory servicing

Typical solutions for your application using AlphaNET™ PC software

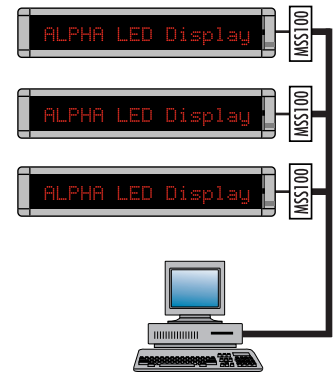
Ethernet Adapters 10/100BaseT



10BaseT to RS485 Network



100BaseT Network using the MSS100



Legend

RS232	—————
RS485	=====
10BaseT	- - - - -
10/100BaseT	—————